

Xtra.Emergency STOP Button

Our Xtra.Emergency STOP Button allows you to further improve safety on your track. The Xtra.Emergency STOP Button has one button which stops all karts when activated.

The Xtra.Emergency STOP Button is supplied with a pre-installed collar to install a 2-wire AC power round cable.



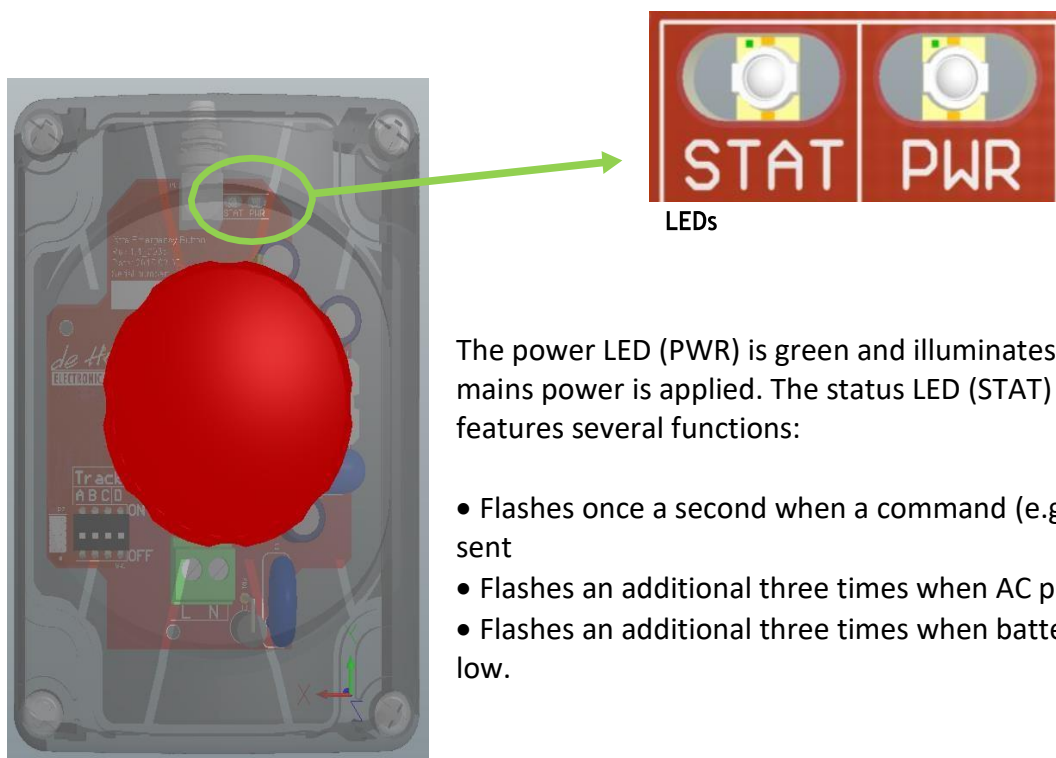
Usage

To use the Xtra.Emergency STOP Button, press the red button. When the button is pressed, a “STOP” message will be sent to all karts every second. The button remains in “pressed” state until it is released by clockwise rotation of the button.

The Xtra.Emergency STOP Button works by default for FUEL and EV karts with no adjustments or configuration required.

Diagnostics

The Xtra.Emergency STOP Button features two internal LEDs. These LEDs provide information about the Xtra.Emergency STOP Button. The LEDs can only be seen after opening the housing.



LEDs

The power LED (PWR) is green and illuminates when AC mains power is applied. The status LED (STAT) is red and features several functions:

- Flashes once a second when a command (e.g. “STOP”) is sent
- Flashes an additional three times when AC power is lost
- Flashes an additional three times when battery power is low.

<i>Button pressed</i>	<i>AC mainspower applied</i>	<i>Battery low</i>	<i>Status Flashes</i>	<i>Power LED</i>
No	Yes	No	0	On
Yes	Yes	No	1	On
No	No	No	3	Off
Yes	No	No	4	Off
No	No	Yes	6	Off
Yes	No	Yes	7	Off

Remark: the AC mains power lost and low battery status indications are only shown once every 30 minutes. This is implemented to provide extra power saving when powered from the backup battery.

Besides the “STOP” command, the Xtra.Emergency STOP Button can send two more commands:

- “AC_LOST” when AC mains power is lost
- “LOW_BAT” when the battery is running low.

These commands are sent at the same interval rate as the status LED flashes.

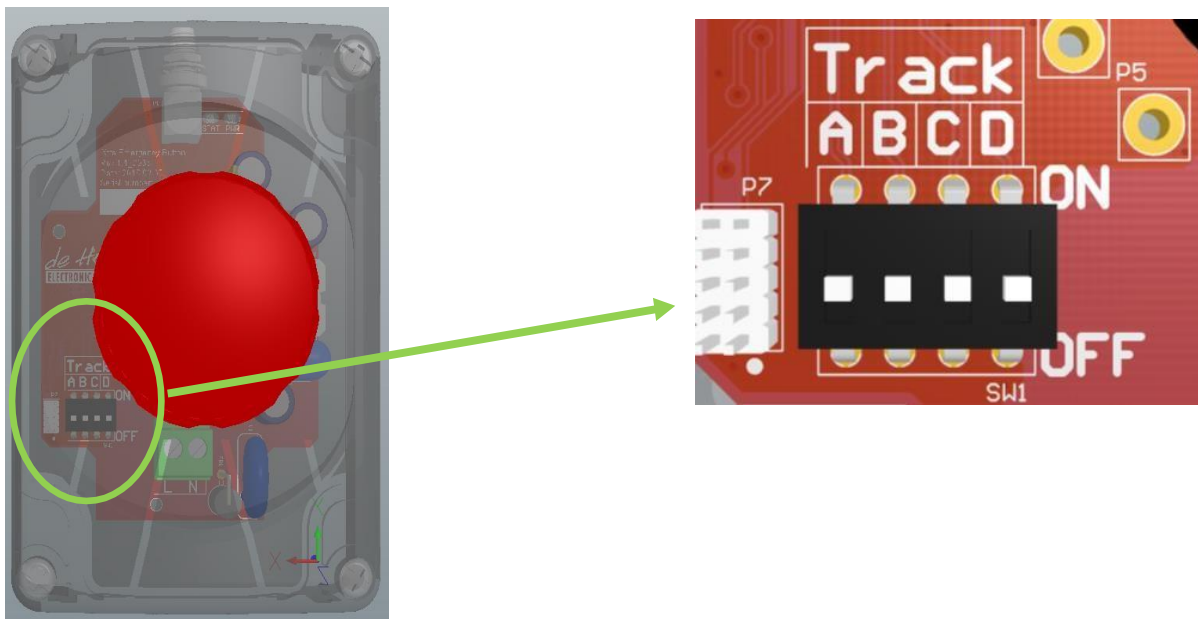
Configuration

The Xtra.Emergency STOP Button has tracks A, B, C and D activated by default.

To change the track settings of the Xtra.Emergency STOP Button, open the housing and move the track switches to the proper settings.

By default, all switches are in the “OFF” position. If all switches are in either the “ON” or “OFF” position, all tracks are enabled or off, respectively.

Changing one or more switches to the “ON” position enables the relevant track.



Operating range

The operating range of the Xtra.Emergency STOP Button varies depending on location, nearby conductive parts and other conditions. If you are unable to control your full track, we suggest using our Xtra.Range Extender/Access point.

Backup battery

The Xtra.Emergency STOP Button features a rechargeable backup battery if AC mains power is lost. The battery provides enough energy to allow the Xtra.Emergency STOP Button to work for at least an additional 8 hours. When AC mains power is applied, the battery will recharge automatically.

Attention: The backup battery can only be recharged when AC mains power is present and the temperature is between 0 °C and 50 °C.

Warning: *The backup battery is inaccessible and irreplaceable. Do **not** try to replace or remove the battery.*

Installation

Firmly mount the Xtra.Emergency STOP Button with the antenna pointed upwards. Mounting the Xtra.Emergency STOP Button on a metal surface can significantly reduce the operating range.

Please provide continuous AC mains power to the Xtra.Emergency STOP Button. The device is intended to be permanently connected to the AC power supply.

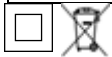
The cable used to connect the Xtra.Emergency STOP Button to the AC power supply should have an outer diameter between 5 mm and 13 mm for highest moisture resistance.

Please note that the Xtra.Emergency STOP Button only has a line and neutral connection. It is not necessary to install a protective earth cable.

Please have the Xtra.Emergency STOP Button installed by a certified electrician. Make sure that the installation meets your country's regulations / laws.

Specifications

Buttons	1 (STOP button)
Tracks	Any combination of 4 tracks
Function assignment	Fixed
Speed limit control (FUEL) karts (all karts only)	Stop
Speed limit control (EV) karts (all karts only)	Stop
Additional commands	Not applicable
Indicators	Red status LED and green power LED
Operation range	50 m
Batteries	1 x non-replaceable rechargeable LiPo battery
Supply voltage	85-265VAC 50-60Hz
Supply power	Max 5watts
Dimensions (LxWxT)	230x80x115 mm
Weight	0.3 kg
Operation temperature	0 ... +55 degrees Celsius
Operation humidity	Max 85% relative no condensation
Electrical safety class	II



Warranty

- De Haardt bv guarantees that the goods can perform the tasks stated in the manuals, descriptions and documentation for 12 months after delivery of the goods sold or provided for use.
- The liability under the guarantee provided in this article is limited to De Haardt bv's choice to remedying material and manufacturing faults free of charge in De Haardt bv's own workshop, supplying new parts free of charge and taking back and acquiring the ownership of the non-functioning parts, or applying a price reduction by agreement with the other party on the goods supplied or provided for use. De Haardt bv cannot under any circumstances be obliged to come to the location of the delivered goods to establish defects claimed by the other party. Equally, De Haardt bv cannot be compelled to carry out repair work outside its own workshop.
- The guarantee referred to in the second paragraph does not cover the costs of disassembly, labour costs, transport costs and call-out charges, all in the most general sense. These costs will be charged in all cases.
- No guarantee is provided if:
 - changes have been made to the goods supplied by or provided for use by De Haardt bv other than by De Haardt bv itself or persons expressly authorised by De Haardt bv, unless De Haardt bv has agreed in writing to such changes in advance;
 - the defects in the goods supplied or provided for use by De Haardt bv are the result of:
 - neglect of the maintenance of the goods supplied or provided for use by the other party or other users;
 - improper use or use not in accordance with the instructions supplied by De Haardt bv for the installation of the goods;
 - incompetent use and/or misuse of the goods supplied or provided for use by the other party or other users;
 - wear and tear;
 - repairs or replacements carried out by persons other than those expressly authorised to do so by De Haardt bv, unless De Haardt bv has agreed in writing to such repairs or replacements in advance.
- Work not covered by the guarantee as referred to in this article shall be charged to the other party in accordance with De Haardt bv's relevant current tariffs.
- Notwithstanding the provisions in the preceding paragraphs, the guarantee provided by De Haardt bv does not go beyond any guarantee provided to De Haardt bv by the relevant manufacturer or supplier of the hardware and/or software and fulfilled in respect of De Haardt bv. At the other party's request, De Haardt bv shall inform the latter of the content of the contracts entered into between De Haardt and its suppliers.